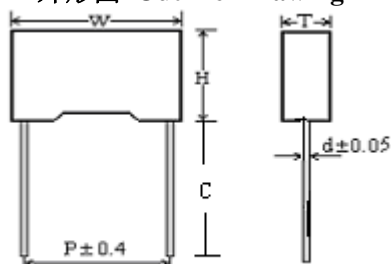





塑料外壳金属化聚酯膜电容器

Metallized polyester film capacitor(Box-type)

■ 外形图 Outline Drawing



W±0.4 H±0.4 T±0.4



■ 特点

- 可靠性高
- 金属化聚酯膜, 无感卷绕结构
- 塑料外壳 (UL94 V-0), 阻燃环氧填充
- 主要用途:
- 旁路, 隔直, 耦合, 退耦
- 脉冲, 逻辑, 定时, 振荡电路
- 低电压场合抗干扰

■ 技术要求 Specifications

引用标准 Reference Standard	GB 7332 (IEC 60384-2)					
气候类别 Climatic Category	55/100/56					
额定温度 Rated temperature	85°C					
工作温度 Operating temperature	-55°C~105°C (+85°C to +105°C: decreasing factor 1.25% per °C for VR(dc))					
额定电压 Rated Voltage	63V、100V、160V、250V、400V、630V					
电容量范围 Capacitance Range	0.0033 μ F~33.0 μ F					
电容量偏差 Capacitance Tolerance	±5%(J)、±10%(K)、±20%(M)					
耐电压 Voltage Proof	1.6U _R (5s)					
损耗角正切 Dissipation Factor	测试频率 Frequency	C _R ≤ 0.1 μ F	C _R > 0.1 μ F			
	1kHz	≤1.0%	≤1.0%			
	10kHz	≤1.5%	≤1.5%			
	100kHz	≤3.0%	-			
绝缘电阻 Insulation Resistance	U _R >100V	≥30 000M Ω, C _R ≤0.33 μ F (20°C,100V,1min) ≥10 000 s, C _R >0.33 μ F				
	U _R ≤100V	≥15 000M Ω, C _R ≤0.33 μ F (20°C,10V,1min) ≥5 000s, C _R >0.33 μ F				
最大脉冲爬升速率 Maximum Pulse Rise Time(dv/dt) 若实际工作电压U比额定电压U _R 低, 电容器可工作在更高的dv/dt场合, 这样dv/dt允许值应为右表值乘以U _R /U。 If the working voltage(U) is lower than the rated voltage(U _R),the capacitor can be worked at a higher dv/dt. In this case, the maximum allowed dv/dt is obtain by multiplying the right value with U _R /U.	U _R (V)	dv/dt (V/ μ s)				
		P=7.5	P=10.0	P=15.0	P=22.5	P=27.5
	63	5	6	2.5	1.5	1.0
	100	6	9	3	2.0	1.5
	160	-	15	9	-	-
	250	15	20	12	8	5
	400	30	30	20	10	8.5
630	40	40	25	12	-	

■ Features

- High reliability
- metallized polyester film, non-inductive wound construction
- Plastic case (UL94 V-0), Epoxy resin sealing
- Typical Applications:
- by-passing,blocking,coupling,decoupling,
- pulse,logic,timing,oscillator circuits.
- interference suppression in low voltage application(i.e. automotive)



产品编码说明 Part number code system

15 位产品代码如下:

The 15 digits part number is formed as follow:

C23 Pattern I (High performance)

1 2 3 4 5 6 7 8 9 10 11 12 13 14 15

C	2	3								0				
---	---	---	--	--	--	--	--	--	--	---	--	--	--	--

C23 Pattern II (Reduced size)

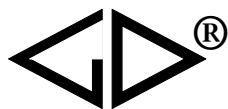
1 2 3 4 5 6 7 8 9 10 11 12 13 14 15

C	2	3								S				
---	---	---	--	--	--	--	--	--	--	---	--	--	--	--

第 1~3 位	薄膜电容器的系列代码 C23= CL23	Digit 1 to 3	Series code of film capacitor C23= CL23
第 4~5 位	直流额定电压 1J=63V 2A=100V 2C=160V 2E=250V 2G=400V 2J=630V	Digit 4 to 5	DC rated voltage 1J=63V 2A=100V 2C=160V 2E=250V 2G=400V 2J=630V
第 6~8 位	标称容量 举例: 103=10×10 ³ pF=0.01 μ F	Digit 6 to 8	Rated capacitance value for example: 103=10×10 ³ pF=0.01 μ F
第 9 位	容量等级 J=±5%,K=±10%, M=±20%	Digit 9	Capacitance tolerance J=±5%,K=±10%, M=±20%
第 10 位	引线脚距 P 3=7.5mm 4=10.0mm 6=15.0mm 9=22.5mm B=27.5mm	Digit 10	Lead pitch 3=7.5mm 4=10.0mm 6=15.0mm 9=22.5mm B=27.5mm
第 11 位	内部特征码	Digit 11	Internal use
第 12~15 位	引线加工和包装代码	Digit 12 to 15	Lead form and packing code

Table 1 引线加工和包装代码 lead form and packing code

第 12 位 Digit 12		第 13 位 Digit 13		第 14 位 Digit 14		第 15 位 Digit 15	
代码 code	说明 explanation	代码 code	说明 explanation	代码 code	说明 explanation	代码 code	说明 explanation
A	弹带包装 ammo-pack	3	F=7.5mm	0	表示直脚 straight	1	产品在连续的两个载带孔之间 each cap. among two consecutive holes P3=12.7mm,H=18.5mm (For pitch=7.5mm)
R	圆盘包装 reel-pack	4	F=10.0mm	1	表示弯脚 kinked	5	P3=25.4mm;H=18.5mm (For pitch=10/15mm) (Detail parameter refer to pag 12)
F	引线成型 lead kinked	3	F=7.5mm	0	B=4.5mm (the length of B)	0	B 的长度偏差±0.5mm B Length tolerance ±0.5mm (Detail parameter refer to pag10)
		4	F=10.0mm				
		6	F=15.0mm				
C	直脚 straight lead “C” in the figure above	代码 code	说明 explanation		0	引线长度偏差±0.5mm 或标准长度 Length tolerance ±0.5mm Or standard length	
		00	标准的引线长度(18mm~22mm) standard lead length				
		45	引线长度 4.5mm lead length 4.5mm				



C23

CL23 series

I 型(大尺寸) Pattern I (High performance)

63Vdc(40Vac)							100Vdc(63Vac)							160Vdc(90Vac)						
容量 (μ F)	W	H	T	P	d	产品代码 Part number	容量 (μ F)	W	H	T	P	d	产品代码 Part number	容量 (μ F)	W	H	T	P	d	产品代码 Part number
0.22	10.5	8.5	3.5	7.5	0.5	C231J224+30****	0.10	10.5	8.5	3.5	7.5	0.5	C232A104+30****	0.10	13.0	9.0	4.0	10.0	0.6	C232C104+40****
0.33	10.5	8.5	3.5	7.5	0.5	C231J334+30****	0.15	10.5	8.5	3.5	7.5	0.5	C232A154+30****	0.15	13.0	11.0	5.0	10.0	0.6	C232C154+40****
0.47	10.5	9.0	4.0	7.5	0.6	C231J474+30****	0.22	10.5	9.0	4.0	7.5	0.6	C232A224+30****	0.22	13.0	11.0	5.0	10.0	0.6	C232C224+40****
0.68	10.5	11.0	5.0	7.5	0.6	C231J684+30****	0.33	10.5	11.0	5.0	7.5	0.6	C232A334+30****	0.33	17.5	11.0	5.0	15.0	0.8	C232C334+60****
1.0	10.5	12.0	6.0	7.5	0.6	C231J105+30****	0.47	10.5	12.0	6.0	7.5	0.6	C232A474+30****	0.47	17.5	12.0	6.0	15.0	0.8	C232C474+60****
0.22	13.0	9.0	4.0	10.0	0.6	C231J224+40****	0.10	13.0	9.0	4.0	10.0	0.6	C232A104+40****	0.68	17.5	13.5	7.5	15.0	0.8	C232C684+60****
0.33	13.0	9.0	4.0	10.0	0.6	C231J334+40****	0.15	13.0	9.0	4.0	10.0	0.6	C232A154+40****	1.0	17.5	14.5	8.5	15.0	0.8	C232C105+60****
0.47	13.0	11.0	5.0	10.0	0.6	C231J474+40****	0.22	13.0	11.0	5.0	10.0	0.6	C232A224+40****							
0.68	17.5	11.0	5.0	15.0	0.8	C231J684+60****	0.33	17.5	11.0	5.0	15.0	0.8	C232A334+60****							
1.0	17.5	11.0	5.0	15.0	0.8	C231J105+60****	0.47	17.5	11.0	5.0	15.0	0.8	C232A474+60****							
1.5	17.5	12.0	6.0	15.0	0.8	C231J155+60****	0.68	17.5	12.0	6.0	15.0	0.8	C232A684+60****							
2.2	17.5	13.5	7.5	15.0	0.8	C231J225+60****	1.0	17.5	13.5	7.5	15.0	0.8	C232A105+60****							

250Vdc(160Vac)							400Vdc(200Vac)							630Vdc(220Vac) [@]						
容量 (μ F)	W	H	T	P	d	产品代码 Part number	容量 (μ F)	W	H	T	P	d	产品代码 Part number	容量 (μ F)	W	H	T	P	d	产品代码 Part number
0.047	10.5	8.5	3.5	7.5	0.5	C232E473+30****	0.015	10.5	8.5	3.5	7.5	0.5	C232G153+30****	0.0033	10.5	8.5	3.5	7.5	0.5	C232J332+30****
0.068	10.5	8.5	3.5	7.5	0.5	C232E683+30****	0.022	10.5	8.5	3.5	7.5	0.5	C232G223+30****	0.0047	10.5	8.5	3.5	7.5	0.5	C232J472+30****
0.10	10.5	9.0	4.0	7.5	0.6	C232E104+30****	0.033	10.5	9.0	4.0	7.5	0.6	C232G333+30****	0.0068	10.5	8.5	3.5	7.5	0.5	C232J682+30****
0.15	10.5	11.0	5.0	7.5	0.6	C232E154+30****	0.047	10.5	11.0	5.0	7.5	0.6	C232G473+30****	0.010	10.5	9.0	4.0	7.5	0.6	C232J103+30****
0.22	10.5	12.0	6.0	7.5	0.6	C232E224+30****	0.068	10.5	11.0	5.0	7.5	0.6	C232G683+30****	0.015	10.5	11.0	5.0	7.5	0.6	C232J153+30****
0.033	13.0	9.0	4.0	10.0	0.6	C232E333+40****	0.10	10.5	12.0	6.0	7.5	0.6	C232G104+30****	0.022	10.5	12.0	6.0	7.5	0.6	C232J223+30****
0.047	13.0	9.0	4.0	10.0	0.6	C232E473+40****	0.015	13.0	9.0	4.0	10.0	0.6	C232G153+40****	0.0047	13.0	9.0	4.0	10.0	0.6	C232J472+40****
0.068	13.0	9.0	4.0	10.0	0.6	C232E683+40****	0.022	13.0	9.0	4.0	10.0	0.6	C232G223+40****	0.0068	13.0	9.0	4.0	10.0	0.6	C232J682+40****
0.10	17.5	11.0	5.0	15.0	0.8	C232E104+60****	0.033	13.0	11.0	5.0	10.0	0.6	C232G333+40****	0.010	13.0	9.0	4.0	10.0	0.6	C232J103+40****
0.15	17.5	11.0	5.0	15.0	0.8	C232E154+60****	0.047	17.5	11.0	5.0	15.0	0.8	C232G473+60****	0.015	13.0	11.0	5.0	10.0	0.6	C232J153+40****
0.22	17.5	11.0	5.0	15.0	0.8	C232E224+60****	0.068	17.5	11.0	5.0	15.0	0.8	C232G683+60****	0.022	13.0	12.0	6.0	10.0	0.6	C232J223+40****
0.33	17.5	12.0	6.0	15.0	0.8	C232E334+60****	0.10	17.5	12.0	6.0	15.0	0.8	C232G104+60****	0.033	17.5	11.0	5.0	15.0	0.8	C232J333+60****
							0.15	17.5	13.5	7.5	15.0	0.8	C232G154+60****	0.047	17.5	12.0	6.0	15.0	0.8	C232J473+60****
														0.068	17.5	13.5	7.5	15.0	0.8	C232J683+60****

备注: 1."+"表示容量偏差。 " "=capacitance tolerance code, M=±20%,K=±10%,J=±5%
 2."****"表示引线加工和包装代码(见 table 1)。 "*****"=lead form and packing code (refer to table 1)
 3."@" Not suitable for across-the-line applications.pls refer to the Interference Suppression Capacitors.

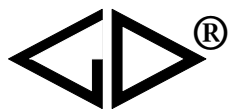


II 型(小尺寸) Pattern II (Reduced sizes)

63Vdc (40Vac)							100Vdc (63Vac)							250Vdc (160Vac)						
容量 (μ F)	W	H	T	P	d	产品代码 Part number	容量 (μ F)	W	H	T	P	d	产品代码 Part number	容量 (μ F)	W	H	T	P	d	产品代码 Part number
0.47	10.5	8.5	3.5	7.5	0.5	C231J474+3S****	0.22	10.5	8.5	3.5	7.5	0.5	C232A224+3S****	0.068	10.5	8.5	3.5	7.5	0.5	C232E683+3S****
0.68	10.5	8.5	3.5	7.5	0.5	C231J684+3S****	0.33	10.5	9.0	4.0	7.5	0.5	C232A334+3S****	0.10	10.5	8.5	3.5	7.5	0.5	C232E104+3S****
1.0	10.5	11.0	5.0	7.5	0.6	C231J105+3S****	0.47	10.5	9.0	4.0	7.5	0.5	C232A474+3S****	0.15	10.5	9.0	4.0	7.5	0.6	C232E154+3S****
1.5	10.5	12.0	6.0	7.5	0.6	C231J155+3S****	0.68	10.5	11.0	5.0	7.5	0.6	C232A684+3S****	0.22	10.5	11.0	5.0	7.5	0.6	C232E224+3S****
1.8	10.5	12.0	6.0	7.5	0.6	C231J185+3S****	1.0	10.5	12.0	6.0	7.5	0.6	C232A105+3S****	0.27	10.5	12.0	6.0	7.5	0.6	C232E274+3S****
0.10	13.0	9.0	4.0	10.0	0.6	C231J104+4S****	0.10	13.0	9.0	4.0	10.0	0.6	C232A104+4S****	0.33	10.5	12.0	6.0	7.5	0.6	C232E334+3S****
0.15	13.0	9.0	4.0	10.0	0.6	C231J154+4S****	0.15	13.0	9.0	4.0	10.0	0.6	C232A154+4S****	0.033	13.0	9.0	4.0	10.0	0.6	C232E333+4S****
0.22	13.0	9.0	4.0	10.0	0.6	C231J224+4S****	0.22	13.0	9.0	4.0	10.0	0.6	C232A224+4S****	0.047	13.0	9.0	4.0	10.0	0.6	C232E473+4S****
0.33	13.0	9.0	4.0	10.0	0.6	C231J334+4S****	0.33	13.0	9.0	4.0	10.0	0.6	C232A334+4S****	0.068	13.0	9.0	4.0	10.0	0.6	C232E683+4S****
0.47	13.0	9.0	4.0	10.0	0.6	C231J474+4S****	0.47	13.0	9.0	4.0	10.0	0.6	C232A474+4S****	0.10	13.0	9.0	4.0	10.0	0.6	C232E104+4S****
0.68	13.0	9.0	4.0	10.0	0.6	C231J684+4S****	0.68	13.0	9.0	4.0	10.0	0.6	C232A684+4S****	0.15	13.0	9.0	4.0	10.0	0.6	C232E154+4S****
1.0	13.0	9.0	4.0	10.0	0.6	C231J105+4S****	1.0	13.0	11.0	5.0	10.0	0.6	C232A105+4S****	0.22	13.0	11.0	5.0	10.0	0.6	C232E224+4S****
1.5	13.0	11.0	5.0	10.0	0.6	C231J155+4S****	1.5	13.0	12.0	6.0	10.0	0.6	C232A155+4S****	0.33	13.0	11.0	5.0	10.0	0.6	C232E334+4S****
1.8	13.0	12.0	6.0	10.0	0.6	C231J185+4S****	0.33	17.5	11.0	5.0	15.0	0.8	C232A334+6S****	0.47	13.0	12.0	6.0	10.0	0.6	C232E474+4S****
2.2	13.0	12.0	6.0	10.0	0.6	C231J225+4S****	0.47	17.5	11.0	5.0	15.0	0.8	C232A474+6S****	0.10	17.5	11.0	5.0	15.0	0.8	C232E104+6S****
0.68	17.5	11.0	5.0	15.0	0.8	C231J684+6S****	0.68	17.5	11.0	5.0	15.0	0.8	C232A684+6S****	0.15	17.5	11.0	5.0	15.0	0.8	C232E154+6S****
1.0	17.5	11.0	5.0	15.0	0.8	C231J105+6S****	1.0	17.5	11.0	5.0	15.0	0.8	C232A105+6S****	0.22	17.5	11.0	5.0	15.0	0.8	C232E224+6S****
1.5	17.5	11.0	5.0	15.0	0.8	C231J155+6S****	1.5	17.5	12.0	6.0	15.0	0.8	C232A155+6S****	0.33	17.5	11.0	5.0	15.0	0.8	C232E334+6S****
1.8	17.5	11.0	5.0	15.0	0.8	C231J185+6S****	1.8	17.5	12.0	6.0	15.0	0.8	C232A185+6S****	0.47	17.5	11.0	5.0	15.0	0.8	C232E474+6S****
2.2	17.5	11.0	5.0	15.0	0.8	C231J225+6S****	2.2	17.5	12.0	6.0	15.0	0.8	C232A225+6S****	0.68	17.5	12.0	6.0	15.0	0.8	C232E684+6S****
3.3	17.5	12.0	6.0	15.0	0.8	C231J335+6S****	3.3	17.5	13.5	7.5	15.0	0.8	C232A335+6S****	1.0	17.5	13.5	7.5	15.0	0.8	C232E105+6S****
4.7	17.5	13.5	7.5	15.0	0.8	C231J475+6S****	4.7	17.5	14.5	8.5	15.0	0.8	C232A475+6S****	1.5	17.5	14.5	8.5	15.0	0.8	C232E155+6S****
6.8	17.5	14.5	8.5	15.0	0.8	C231J685+6S****	1.5	26.5	15.0	6.0	22.5	0.8	C232A155+9S****	0.47	26.5	15.0	6.0	22.5	0.8	C232E474+9S****
10.0	17.5	16.0	10.0	15.0	0.8	C231J106+6S****	1.8	26.5	15.0	6.0	22.5	0.8	C232A185+9S****	0.68	26.5	15.0	6.0	22.5	0.8	C232E684+9S****
3.3	26.5	16.0	7.0	22.5	0.8	C231J335+9S****	2.2	26.5	15.0	6.0	22.5	0.8	C232A225+9S****	1.0	26.5	15.0	6.0	22.5	0.8	C232E105+9S****
4.7	26.5	16.0	7.0	22.5	0.8	C231J475+9S****	3.3	26.5	15.0	6.0	22.5	0.8	C232A335+9S****	1.5	26.5	16.0	7.0	22.5	0.8	C232E155+9S****
6.8	26.5	16.0	7.0	22.5	0.8	C231J685+9S****	4.7	26.5	16.0	7.0	22.5	0.8	C232A475+9S****	1.8	26.5	16.0	7.0	22.5	0.8	C232E185+9S****
10.0	26.5	17.0	8.5	22.5	0.8	C231J106+9S****	6.8	26.5	18.5	10.0	22.5	0.8	C232A685+9S****	2.2	26.5	17.0	8.5	22.5	0.8	C232E225+9S****
15.0	26.5	22.0	12.0	22.5	0.8	C231J156+9S****	10.0	26.5	22.0	12.0	22.5	0.8	C232A106+9S****	3.3	26.5	22.0	12.0	22.5	0.8	C232E335+9S****
4.7	32.0	18.0	9.0	27.5	0.8	C231J475+BS****	4.7	32.0	18.0	9.0	27.5	0.8	C232A475+BS****	1.5	32.0	18.0	9.0	27.5	0.8	C232E155+BS****
6.8	32.0	18.0	9.0	27.5	0.8	C231J685+BS****	6.8	32.0	18.0	9.0	27.5	0.8	C232A685+BS****	1.8	32.0	18.0	9.0	27.5	0.8	C232E185+BS****
10.0	32.0	18.0	9.0	27.5	0.8	C231J106+BS****	10.0	32.0	20.0	11.0	27.5	0.8	C232A106+BS****	2.2	32.0	18.0	9.0	27.5	0.8	C232E225+BS****
15.0	32.0	18.0	9.0	27.5	0.8	C231J156+BS****								3.3	32.0	18.0	9.0	27.5	0.8	C232E335+BS****
22.0	32.0	22.0	13.0	27.5	0.8	C231J226+BS****								4.7	32.0	20.0	11.0	27.5	0.8	C232E475+BS****
33.0	32.0	24.5	15.0	27.5	0.8	C231J336+BS****								6.8	32.0	22.0	13.0	27.5	0.8	C232E685+BS****

备注: 1."+"表示容量偏差。 "+"=capacitance tolerance code, M=±20%,K=±10%,J=±5%

2."****"表示引线加工和包装代码(见 table 1)。 "****"=lead form and packing code (refer to table 1)



II 型(小尺寸) Pattern II (Reduced sizes)

400Vdc (200Vac)							630Vdc (220Vac) [®]						
容量 (μ F)	W	H	T	P	d	产品代码 Part number	容量 (μ F)	W	H	T	P	d	产品代码 Part number
0.022	10.5	8.5	3.5	7.5	0.5	C232G223+3S****	0.0047	10.5	8.5	3.5	7.5	0.5	C232J472+3S****
0.033	10.5	8.5	3.5	7.5	0.5	C232G333+3S****	0.0068	10.5	8.5	3.5	7.5	0.5	C232J682+3S****
0.047	10.5	9.0	4.0	7.5	0.6	C232G473+3S****	0.010	10.5	8.5	3.5	7.5	0.5	C232J103+3S****
0.068	10.5	11.0	5.0	7.5	0.6	C232G683+3S****	0.015	10.5	9.0	4.0	7.5	0.6	C232J153+3S****
0.10	10.5	12.0	6.0	7.5	0.6	C232G104+3S****	0.022	10.5	11.0	5.0	7.5	0.6	C232J223+3S****
0.010	13.0	9.0	4.0	10.0	0.6	C232G103+4S****	0.033	10.5	12.0	6.0	7.5	0.6	C232J333+3S****
0.015	13.0	9.0	4.0	10.0	0.6	C232G153+4S****	0.0047	13.0	9.0	4.0	10.0	0.6	C232J472+4S****
0.022	13.0	9.0	4.0	10.0	0.6	C232G223+4S****	0.0068	13.0	9.0	4.0	10.0	0.6	C232J682+4S****
0.033	13.0	9.0	4.0	10.0	0.6	C232G333+4S****	0.010	13.0	9.0	4.0	10.0	0.6	C232J103+4S****
0.047	13.0	9.0	4.0	10.0	0.6	C232G473+4S****	0.015	13.0	9.0	4.0	10.0	0.6	C232J153+4S****
0.068	13.0	11.0	5.0	10.0	0.6	C232G683+4S****	0.022	13.0	9.0	4.0	10.0	0.6	C232J223+4S****
0.10	13.0	11.0	5.0	10.0	0.6	C232G104+4S****	0.033	13.0	11.0	5.0	10.0	0.6	C232J333+4S****
0.15	13.0	12.0	6.0	10.0	0.6	C232G154+4S****	0.047	13.0	11.0	5.0	10.0	0.6	C232J473+4S****
0.047	17.5	11.0	5.0	15.0	0.8	C232G473+6S****	0.068	13.0	12.0	6.0	10.0	0.6	C232J683+4S****
0.068	17.5	11.0	5.0	15.0	0.8	C232G683+6S****	0.033	17.5	11.0	5.0	15.0	0.8	C232J333+6S****
0.10	17.5	11.0	5.0	15.0	0.8	C232G104+6S****	0.047	17.5	11.0	5.0	15.0	0.8	C232J473+6S****
0.15	17.5	11.0	5.0	15.0	0.8	C232G154+6S****	0.068	17.5	11.0	5.0	15.0	0.8	C232J683+6S****
0.22	17.5	12.0	6.0	15.0	0.8	C232G224+6S****	0.10	17.5	12.0	6.0	15.0	0.8	C232J104+6S****
0.33	17.5	13.5	7.5	15.0	0.8	C232G334+6S****	0.15	17.5	13.5	7.5	15.0	0.8	C232J154+6S****
0.47	17.5	14.5	8.5	15.0	0.8	C232G474+6S****	0.22	17.5	16.0	10.0	15.0	0.8	C232J224+6S****
0.68	17.5	16.0	10.0	15.0	0.8	C232G684+6S****	0.33	17.5	19.0	11.0	15.0	0.8	C232J334+6S****
0.22	26.5	15.0	6.0	22.5	0.8	C232G224+9S****	0.10	26.5	15.0	6.0	22.5	0.8	C232J104+9S****
0.33	26.5	15.0	6.0	22.5	0.8	C232G334+9S****	0.15	26.5	15.0	6.0	22.5	0.8	C232J154+9S****
0.47	26.5	15.0	6.0	22.5	0.8	C232G474+9S****	0.22	26.5	16.0	7.0	22.5	0.8	C232J224+9S****
0.68	26.5	16.0	7.0	22.5	0.8	C232G684+9S****	0.33	26.5	16.0	7.0	22.5	0.8	C232J334+9S****
1.0	26.5	18.5	10.0	22.5	0.8	C232G105+9S****	0.47	26.5	17.0	8.5	22.5	0.8	C232J474+9S****
1.5	26.5	22.0	12.0	22.5	0.8	C232G155+9S****	0.68	26.5	22.0	12.0	22.5	0.8	C232J684+9S****
0.68	32.0	18.0	9.0	27.5	0.8	C232G684+BS****							
1.0	32.0	18.0	9.0	27.5	0.8	C232G105+BS****							
1.5	32.0	20.0	11.0	27.5	0.8	C232G155+BS****							

备注: 1."+"表示容量偏差。 "+"=capacitance tolerance code, M=±20%,K=±10%,J=±5%
 2."****"表示引线加工和包装代码(见 table 1)。 "****"=lead form and packing code (refer to table 1)
 3."@" Not suitable for across-the-line applications,pls refer to the Interference Suppression Capacitors.